

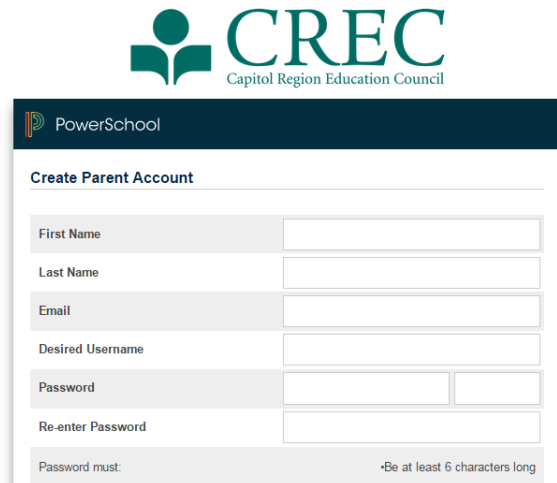
PowerSchool now requires parents/guardians to create an account to access their student's information through the parent portal. If you have never created an account, please follow the instructions below. If you have created an account last year and are having difficulty entering the site, please contact Evelyn De La Cruz at edelacruz@crec.org.

Instructions for Creating a PowerSchool Parent/Guardian Portal Account

Go to <https://crec.powerschool.com> click on the **CREATE AN ACCOUNT** tab. On the next screen, click **CREATE ACCOUNT**.

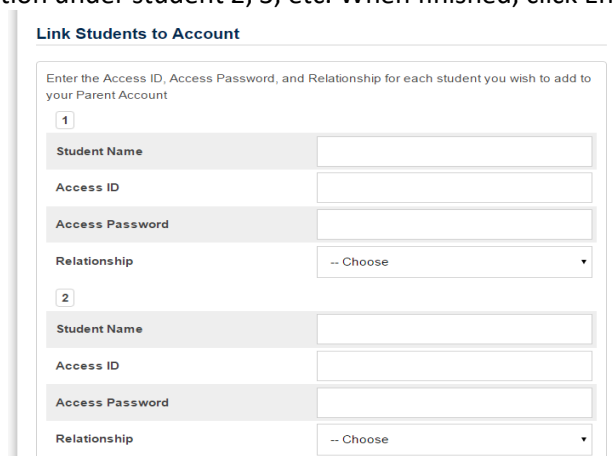


Fill in **your** First Name, Last Name and Email Address (each parent or guardian has to have their own email address)



Create and enter a username and password that you will use to view your student's information from this point on. Passwords are case sensitive.

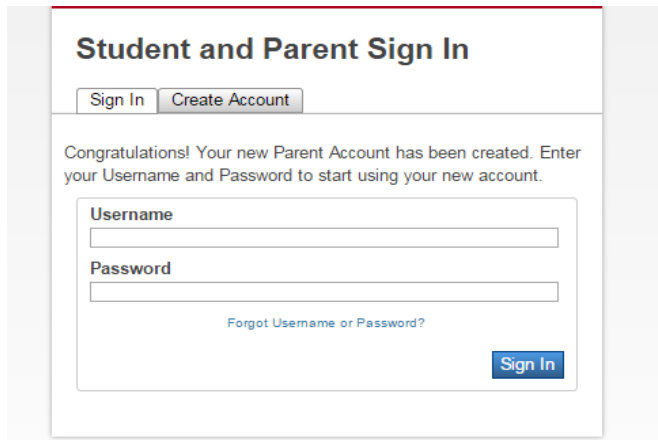
To link student(s) to your account, fill in the student's name (First Name, Last Name), Access ID, and password. Choose your student relationship from the drop-down menu. If you have more than one student at a CREC high school, enter their information under student 2, 3, etc. When finished, click Enter.



ATTENTION: If you do not have the access ID or password for your student, please contact Evelyn De La Cruz at edelacruz@crec.org or 860-757-6300 x3501.

You have successfully created your account.

Each time you want to view your student's information, fill in the username and password you just set up and your student(s) information will be displayed. If you linked more than one student, you will see them all when you log in to this one account.



Student and Parent Sign In

Sign In Create Account

Congratulations! Your new Parent Account has been created. Enter your Username and Password to start using your new account.

Username

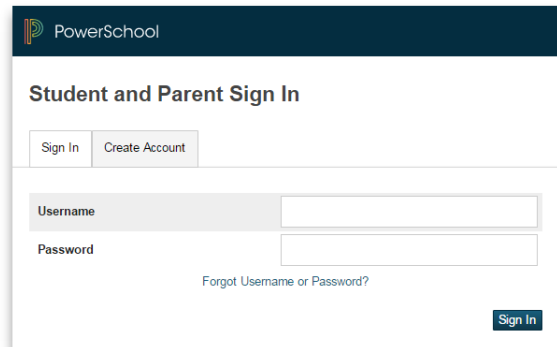
Password

[Forgot Username or Password?](#)

Sign In

Keep your username and password in a safe place.

If you forget the login information, click the **Forgot Username and Password** link and a reset link will be sent to your email address.



PowerSchool

Student and Parent Sign In

Sign In Create Account

Username

Password

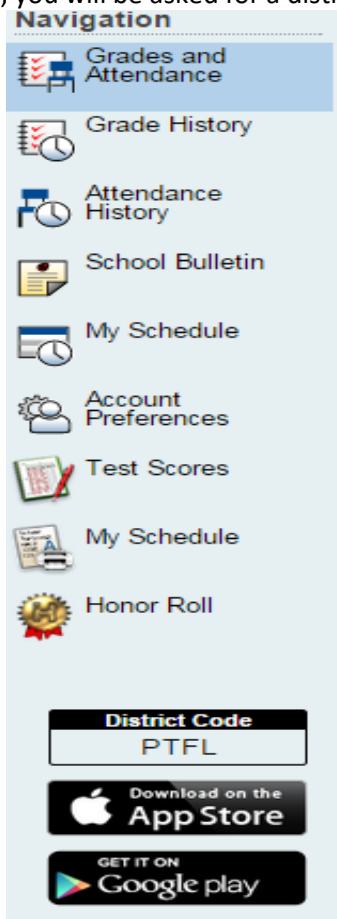
[Forgot Username or Password?](#)

Sign In

If you need help, please contact your student's school office.

Thank you!

To download the free PowerSchool app click on one of the links in the left corner of the Parent Portal page. After downloading the app, when you first open it, you will be asked for a district code. GHAA's code is PTFL



Navigation

- Grades and Attendance
- Grade History
- Attendance History
- School Bulletin
- My Schedule
- Account Preferences
- Test Scores
- My Schedule
- Honor Roll

District Code
PTFL

Download on the App Store

GET IT ON Google play